



Codice dell'alunno:

Državni izpitni center



N 0 6 1 2 4 1 2 1 1

SESSIONE ORDINARIA



Mercoledì, 10 maggio 2006 / 60 minuti

*All'alunno è consentito l'uso della penna stilografica o della penna a sfera di colore blu o nero.
All'alunno viene consegnata una scheda di valutazione.*

**VERIFICA DELLE COMPETENZE
alla fine del secondo triennio**

INDICAZIONI PER L'ALUNNO

Incolla o scrivi il tuo numero di codice nello spazio apposito su questa pagina in alto e sulla scheda di valutazione.

Leggi attentamente le istruzioni di ciascuno degli esercizi della prova.

Dapprima ascolterai una registrazione e risolverai il primo esercizio.

Poi potrai risolvere gli altri esercizi contenuti nella prova.

Scrivi in modo leggibile.

Se sbagli, traccia una riga sulla risposta sbagliata e riscrivi la risposta.

Se hai risolto tutti gli esercizi e hai ancora tempo a disposizione, usalo per ricontrollare le tue risposte.

Buon lavoro.

Questa prova ha 12 pagine, di cui 3 pagine bianche.




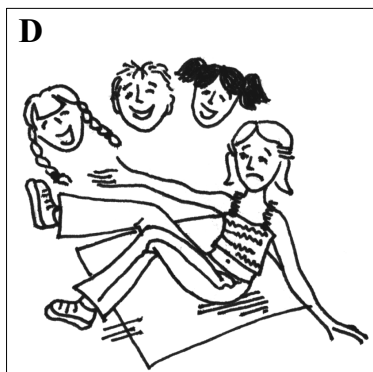


PAGINA VUOTA

PARTE 1: COMPRENSIONE DELL'ASCOLTO

ESERCIZIO A

Ascolterete 8 storielle: scegliete l'illustrazione corrispondente a ciascuna di esse e indicatela nella tabella (seguite l'esempio 0). Attenti: c'è un'illustrazione in più. Ascolterete la registrazione per due volte. Adesso date un'occhiata all'esercizio. Ora ascoltate la registrazione e risolvete l'esercizio.

I CAN'T BELIEVE THIS HAPPENED TO ME



0	1	2	3	4	5	6	7
G							

	7
--	---

PARTE 2: LESSICO

ESERCIZIO A

Scrivi nella tabella le lettere corrispondenti ai nomi degli oggetti numerati nell'illustrazione (segui l'esempio 0). Attento: ci sono due vocaboli in più.

A bottle	B clock	C cup	D glass	E letter
F newspaper	G ruler	H waiter	I watch	J window
K wool				

A FUNNY RESTAURANT

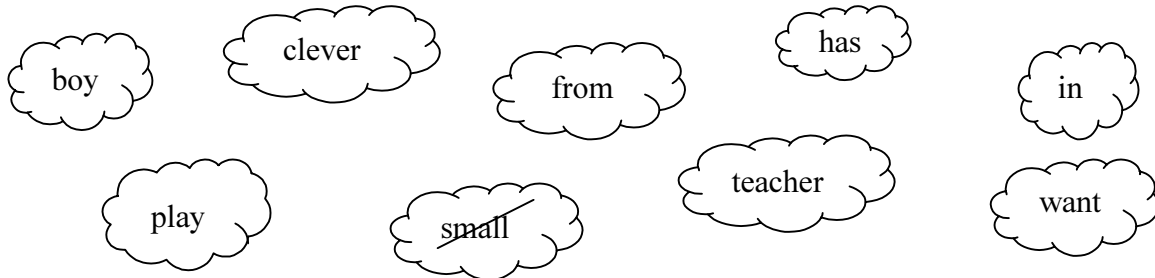


0	1	2	3	4	5	6	7	8
E								

	8
--	---

ESERCIZIO B

Leggi la lettera e inserisci negli spazi vuoti le parole scritte nelle nuvolette (segui l'esempio 0). Attento: ci sono due parole in più.

A LETTER FROM JENNY

Hi!

I'm Jenny. I'm eleven years old and I live in a (0) small village near London. In the photo you can see my family. The (1) _____ next to me is James, my brother. He's fifteen years old. He's (2) _____ and hardworking. My mum is a (3) _____ and my father is a bus driver. My mum works (4) _____ the morning, but my father must sometimes work in the afternoon.

My brother (5) _____ a lot of hobbies. He plays the drums. I don't play a musical instrument. But I (6) _____ to go to music school. What about you?

Write soon.

Love,
Jenny



PARTE 3: COMPRESIONE DEL TESTO

ESERCIZIO A

Leggi il seguente testo, e rispondi alle domande usando al massimo quattro parole per ciascuna risposta. Segui l'esempio 0.

FLOATING SCHOOL

There are around 2000 small islands in Sun Bay. Children from some of these islands go to an unusual school. It floats on the sea, so the children get to school by boat. The school floats on empty plastic containers and it goes up and down with the waves. Pupils can watch the sea through the holes in the floor.



School begins at eight. There is no bell, the sound of the drum starts the first lesson. The children study English, science, history and geography.



Vei is one of the students at this school. Her favourite school subject is geography.

At 11 o'clock the shop boat stops in front of the school. The teachers and the children can buy food there. At 12 o'clock the school is over.

In the afternoon Vei does her homework first and then she goes fishing with her parents. She's a good pupil and her parents are proud of her.

Would you like to visit this unusual school?

0 How many islands are there in Sun Bay?

Around 2000.

1 How do the children go to school?

2 When does school start?

3 Which musical instrument begins the first lesson?

4 Which school subject does Vei like most?

5 What comes to the school at eleven o'clock?

6 Where does Vei go after she finishes her homework?

ESERCIZIO B

Leggi il seguente testo e indica con il segno (✓) se le affermazioni contenute nella tabella sono vere, false o non presenti. Segui l'esempio 0.

A YOUNG ARTIST

Alex is a 12-year-old boy. He is tall but not very slim. He lives with his parents in a small town.

When he goes for a walk, he always looks for bottles, tins and boxes. Then he makes earrings, lamps and even scissors for his friends.



Alex hasn't got a watch. He always asks his mum, "What's the time?" One day he finds some wire and makes his own clock – a sundial. He makes it in the shape of a chicken.

When it is his mother's birthday, he makes a birthday cake for her. But it isn't out of flour and eggs. He makes it from a beer can and olive oil tin. He puts some wire round the candle.

Alex likes comfortable clothes. He often wears orange trousers and a brown T-shirt. He uses bright colours while painting. He paints everywhere. He sometimes paints on toilet seats in their farmhouse. He paints toothy big-eyed monsters.

Alex also enjoys inventing things. He makes interesting toys such as miniature elephant chairs with a reading light.



He is a child with an artist's imagination. He has got a lot of fans, but they are all under six.

		VERO	FALSO	NON PRESENTE
0	Alex is a short and slim boy.		√	
1	Alex makes things for his friends.			
2	Alex's clock looks like the sun.			
3	Alex uses four eggs to make a cake.			
4	Alex's favourite colour is yellow.			
5	Alex paints monsters on toilet seats.			
6	Alex makes toy chairs with a light.			

	6
--	---

PARTE 4: PRODUZIONE SCRITTA

Osserva il disegno e descrivi il mostro, l'ambiente in cui vive e le cose che fa.
Scrivi il tuo testo nelle righe che trovi sotto l'illustrazione.



This is a monster. _____

Contenuto:		3
Lessico e ortografia:		2
Grammatica:		2

PUNTEGGIO TOTALE:

	40
--	-----------

PAGINA VUOTA

PAGINA VUOTA